



Premier Building Products

Your trusted supply partner

Premier Building Products Fibre Cement Board Product Range

TECHNICAL MANUAL WITH DRAWINGS

March 2024 V1.4

Technical Support: Emad Youssef

Office: 0800 773643

Mobile: 021 566 561

E: ey@pbp.co.nz

W: www.premierbuildingproducts.co.nz

Address: 17 Gabador Pl, Mt Wellington, Auckland, 1644

Table of Contents

1.	GENERAL DESCRIPTION	3
2.	SCOPE OF USE & LIMITATIONS	3
2.1.	SCOPE OF USE	3
2.2.	LIMITATIONS, STORAGE, HANDLING	3
3.	COMPLIANCE WITH THE BUILDING CODE	4
3.1.	NZBC COMPLIANCE	4
3.2.	B1 STRUCTURE	4
3.3.	B2 DURABILITY	4
3.4.	E2 EXTERNAL MOISTURE	4
3.5.	F2 HAZARDOUS BUILDING MATERIALS	4
4.	MAINTENANCE AND WARRANTY	5
4.1.	MAINTENANCE	5
4.2.	WARRANTY	5
5.	TYPICAL CONSTRUCTION DETAILS AND DRAWINGS	5
5.1.	FRAMING & FRAME PROTECTION REQUIREMENTS	5
5.2.	CONSTRUCTION DESIGN GUIDANCE	5
5.2.1.	Installation Checklist:	5
5.3.	PAINTING or COATING SPECIFICATION	5
5.3.1.	Painting	5
5.4.	CONSTRUCTION DRAWINGS	5
6.	QUALITY MANAGEMENT	
6.1.	BUILDING PRODUCT QUALITY PLAN	5
	APPENDIX A – CONSTRUCTION DRAWINGS	7

Version Control Number	Author	Date
Ver 3 (1.1)		April 2023
Ver 1.4	Colin Prouse (correcting minor errors)	March 28, 2024

1 GENERAL DESCRIPTION

The Premier Building Products (PBP) Fibre Cement Boards are a range of products incorporating 4.5 mm, 6 mm and 9 mm thick sheets of fibre cement board of various sizes used for general building and construction solution suited for residential housing, light commercial and commercial buildings.

This technical manual outlines the typical installation and details of the PBP Fibre Cement Board. If specifiers require additional details or clarification, please contact PBP.

2 SCOPE OF USE & LIMITATIONS

2.1 SCOPE OF USE

The Premier Building Products (PBP) Fibre Cement Board range of products, incorporating 4.5 mm, 6 mm, 9 mm thick sheets of fibre cement board, is intended to be used for general building and construction work and is suited for residential housing, light commercial and commercial buildings.

This technical manual outlines the typical installation and details of the PBP Fibre Cement Board. If specifiers require additional details or clarification, please contact PBP.

2.2 LIMITATIONS, STORAGE, HANDLING

PBP fibre cement boards are required to be designed and installed according to the details and drawings described in this technical and installation manual, by experienced and competent tradespeople.

Handle with care, store the sheets off the ground and under cover.

When cutting, drilling, or sanding, do so in an open-air environment or areas that are well ventilated and wear approved safety glasses and dust masks.

All aspects of cutting, drilling, or sanding must comply with the latest regulations of the Worksafe division of MBIE.

STORAGE AND HANDLING

PBP fibre cement boards are supplied wrapped and stacked on pallets and can be stored indefinitely when kept dry and out of the weather and safe from accidental damage.

SAFE HANDLING

Individual boards should be stacked and handled carefully to avoid damage. PBP boards should be lifted from the pallet by sliding board sideways and carrying on long edges.

STORAGE AND TRANSPORT

Keep dry and store in dry and covered area. If the product becomes wet, allow to dry before

fixing is recommended. PBP boards are supplied on wooden pallets with support timbers at maximum 400mm centres. Ensure product is stored on even ground.

SAFE WORKING PRACTICES

Safety is the responsibility of everyone! The following is to be used as a guide to safe work practices involving PBP Board. Under normal conditions of use, PBP board presents no known direct health hazard.

Construction sites can contain multiple hazards and therefore it is required that all installers follow all legal requirements when working on site. Please refer to the Ministry of Business, Innovation & Employment for OSH regulations for all relevant legislation.

For more information visit www.employment.govt.nz/.

3 COMPLIANCE WITH THE BUILDING CODE

3.1. NZBC COMPLIANCE

Reliance is placed on AS/NZS 2908.2 for flat sheets.

PBP Fibre Cement Boards comply with the following clauses of the New Zealand Building Code:

B1 - Structure

B2 - Durability

E2 - External Moisture

F2 - Hazardous Building Materials

3.2 B1 STRUCTURE

The 6 and 9 mm PBP fibre cement boards, when installed as per this manual, can withstand up to and including extra high wind zones when installed over timber framing as described in NZS 3604:2011.

3.3 B2 DURABILITY

PBP fibre cement boards, when installed as per this manual, will meet the requirements of NZBC Clause B2.3.1 (b) of 15 years.

3.4 E2 EXTERNAL MOISTURE

PBP fibre cement boards contribute to the requirements of NZBC Clause E2.3.2 relating to the resistance of water ingress.

Where required by the designer, a nominal 19mm cavity may be provided to allow for accumulated moisture to drain and or evaporate through the cavity closer vents.

3.5 F2 HAZARDOS BUILDING MATERIALS

The PBP fibre cement boards contain no asbestos and therefore meet this requirement.

4 MAINTENANCE AND WARRANTY

4.1 . MAINTENANCE

PBP fibre cement boards require finishing with an appropriate paint or other weatherproofing system and should be maintained in accordance with the designer's instructions for the finishing product..

4.2 Supplier's Warranty –

The product must be designed, installed, and maintained as per the designer's instructions for the warranty to be applicable.

5 TYPICAL CONSTRUCTION DETAILS AND DRAWINGS

5.1 FRAMING & FRAME PROTECTION REQUIREMENTS

The PBP fibre board sheets are intended for installation over either timber framing complying with NZS 3604, and/or light gauge steel framing complying with NASH standards 1 & 2, and/or concrete structures designed and constructed in accordance with NZS 3101,1 & 2.

5.2 CONSTRUCTION DESIGN GUIDANCE

5.2.1 Installation Checklist:

A pre-installation check should be carried out by the builder/LBP.

5.3 PAINTING OR COATING REQUIREMENTS

It is the responsibility of the designer to specify the coating requirements.

5.4 CONSTRUCTION DRAWINGS

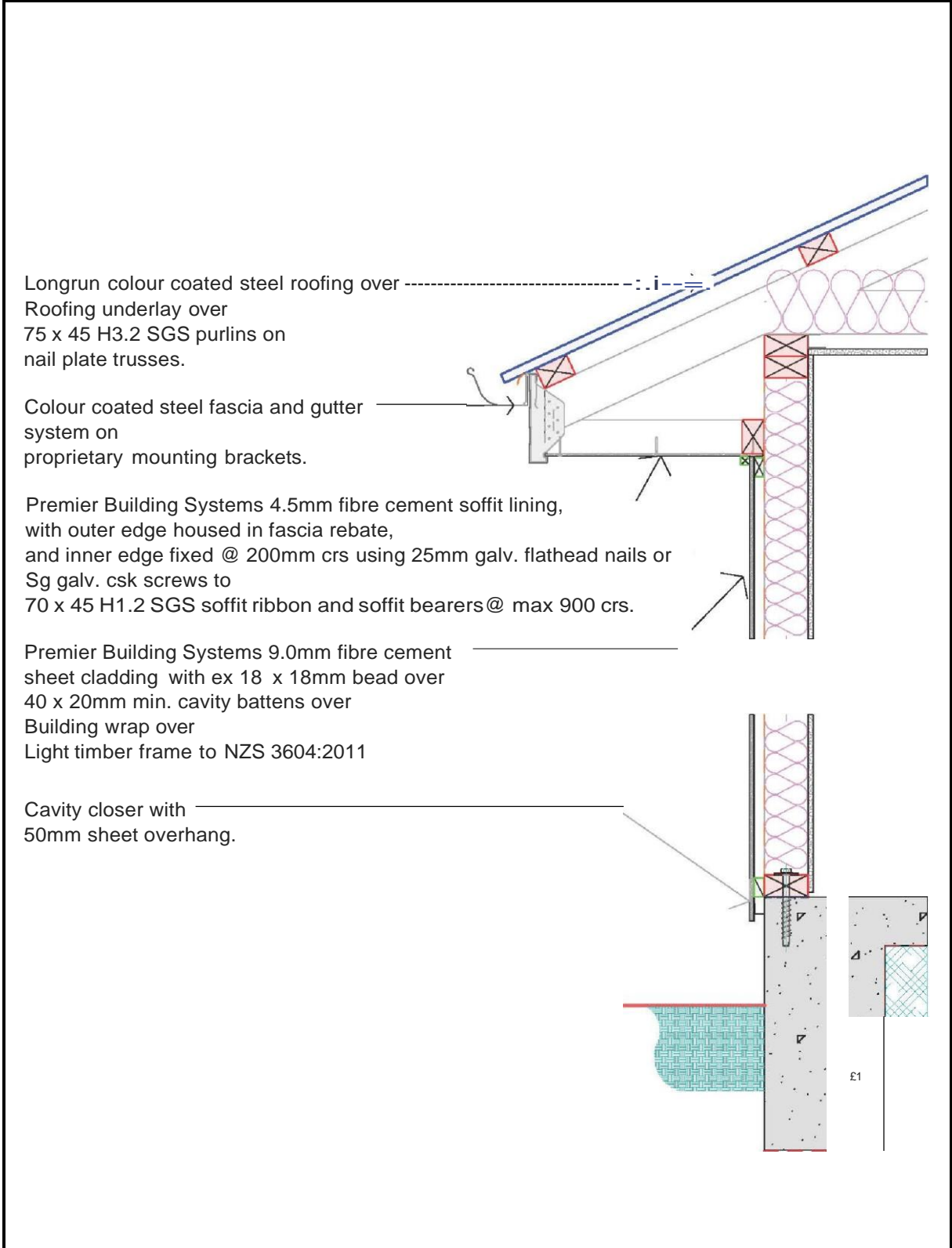
Typical construction drawings are listed in APPENDIX A.

6 QUALITY MANAGEMENT

6.1. BUILDING PRODUCT QUALITY PLAN

The quality of PBP fibre cement board is managed through the use of a Product Quality Plan. The PBP Building Product Quality Plan v1.0 is a separate document and is available from Premier Building Products on request.

APPENDIX A – CONSTRUCTION DRAWINGS



Longrun colour coated steel roofing over
Roofing underlay over
75 x 45 H3.2 SGS purlins on
nail plate trusses.

Colour coated steel fascia and gutter
system on
proprietary mounting brackets.

Premier Building Systems 4.5mm fibre cement soffit lining,
with outer edge housed in fascia rebate,
and inner edge fixed @ 200mm crs using 25mm galv. flathead nails or
Sg galv. csk screws to
70 x 45 H1.2 SGS soffit ribbon and soffit bearers @ max 900 crs.

Premier Building Systems 9.0mm fibre cement
sheet cladding with ex 18 x 18mm bead over
40 x 20mm min. cavity battens over
Building wrap over
Light timber frame to NZS 3604:2011

Cavity closer with
50mm sheet overhang.

Premier Building Products Ltd Fibre Cement Boards	DESCRIPTION: 4.5mm Soffit lining	VERSION: 1	DATE: 1/07/2022
		DESIGN, DB	PAGE SIZE: ORIGINAL SHEET SIZE
			SCALE: 1:10
11-IESE DRAWINGS MUST BE REAC IN CONJUNCTION WITH 11-IE TECHNICAL MANUAL		CHECKED, CP	SHEET NO. A1 OF 1

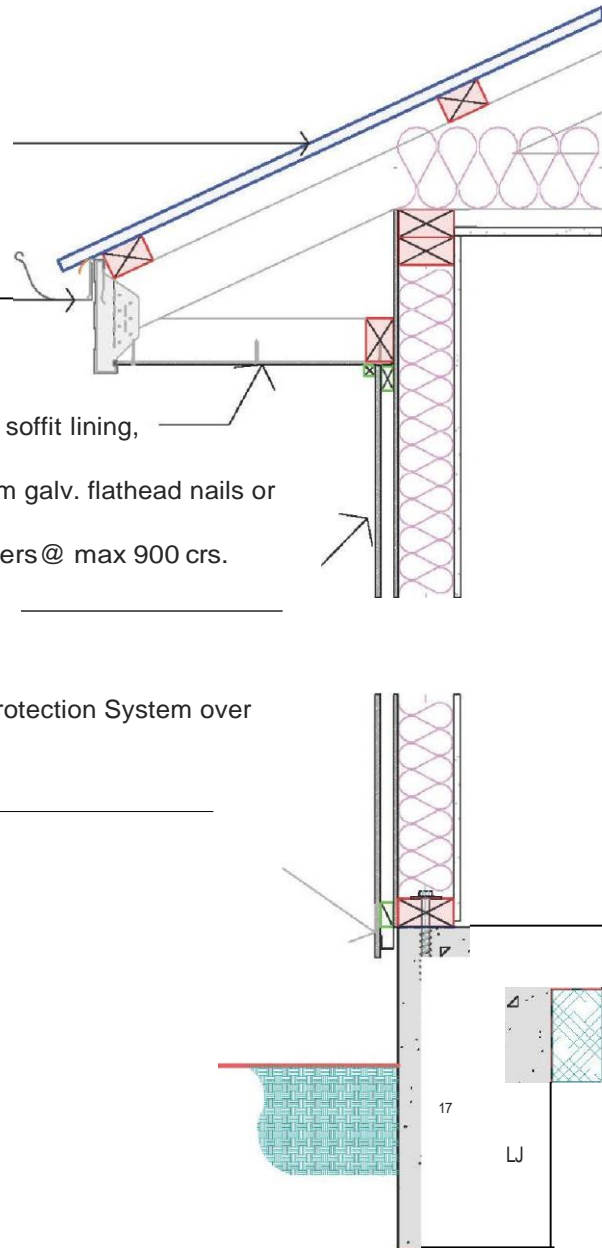
Longrun colour coated steel roofing over
Roofing underlay over
75 x 45 H3.2 SG8 purlins on
nail plate trusses.

Colour coated steel fascia and gutter
system on
proprietary mounting brackets.

Premier Building Systems 4.5mm fibre cement soffit lining,
with outer edge housed in fascia rebate,
and inner edge fixed @ 200mm crs using 25mm galv. flathead nails or
Sg galv. csk screws to
70 x 45 H1.2 SG8 soffit ribbon and soffit bearers @ max 900 crs.

Premier Building Systems 9.0mm fibre cement
sheet cladding with ex 18 x 18mm bead over
40 x 20mm min. cavity battens over
Premier Building Systems 6.0mm FC Frame Protection System over
Light timber frame to NZS 3604:2011

Cavity closer with
50mm sheet overhang.



Premier Building Products Ltd Fibre Cement Boards	DESCRIPTION: 4.5mm Soffit lining	VERSION: DESIGN, DB	DATE: 1/07/2022
		DRAWN, DB	PMSIZE: ORIGINAL SHEETSIZE
		CHECKED, GP	1:10
	mESE DRAWINGS MUST BE READ IN CONJUNCTION WITH mETECHNICAL MANUAL		SHEETNO: 2 OF

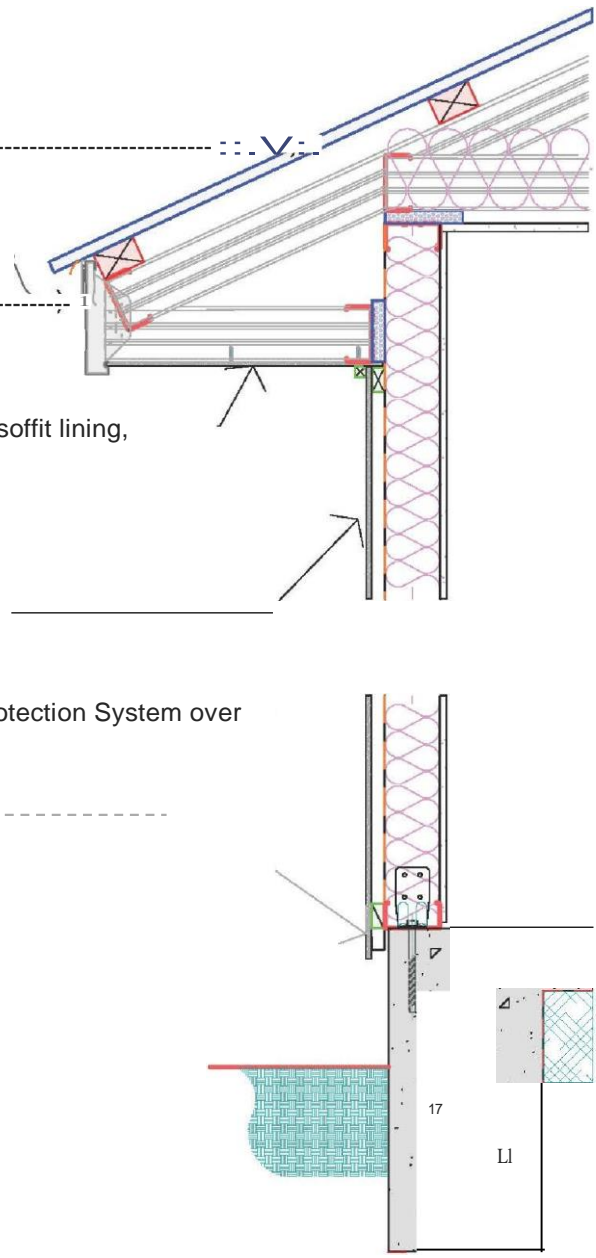
Longrun colour coated steel roofing over
Roofing underlay over
75 x 45 H3.2 SG8 purlins on
nail plate trusses.

Colour coated steel fascia and gutter
system on
proprietary mounting brackets.

Premier Building Systems 6.0mm fibre cement soffit lining,
with outer edge housed in fascia rebate,
and inner edge fixed @ 200mm crs using
8g galv. csk screws to
LGS soffit bearers @ max 900 crs.

Premier Building Systems 9.0mm fibre cement
sheet cladding with ex 18 x 18mm bead over
40 x 20mm min. cavity battens over
Premier Building Systems 6.0mm FC Frame Protection System over
Light timber frame to NZS 3604:2011

Cavity closer **with**
50mm sheet overhang.



Premier Building Products Ltd
Fibre Cement Boards

THESE DRAWINGS MUST BE READ IN CONJUNCTION WITH THE TECHNICAL MANUAL

DESCRIPTION:
6.0mm Soffit lining

VERSION:
DESIGN: DB
DRAWN: DB
CHECK: EDcCP

DATE: 1/07/2022
PA.OESIZE: ORIGINAL SHEET S12EM
SOAL.Ec 1:10
SHEET NO: 3 OF

Longrun colour coated steel roofing over
Roofing underlay over
LGS Top Hat purlins on
LGS trusses.

Colour coated steel fascia and gutter
system on
proprietary mounting brackets.

Premier Building Systems 6.0mm fibre cement soffit lining,
with outer edge housed in fascia rebate,
and inner edge fixed @ 200mm crs using
8g galv. csk screws to
LGS soffit bearers @ max 900 crs.

Premier Building Systems 9.0mm fibre cement
sheet cladding with ex 18 x 18mm bead over
40 x 20mm min. cavity battens over
Premier Building Systems 6.0mm FC Frame Protection System ove
90mm LGS frame to NASH Standards.

Cavity closer with
50mm sheet overhang.

Premier Building Products Ltd Fibre Cement Boards	DESCRIPTION: 6.0mm Soffit lining	VERSION: 1	DATE: 1/0712022
		DESIGN: DB	PAGE SIZE: ORIGINAL SHEETS 12EM
		D. WN: DB	1:10
		CHECK: C. p	SHEET NO: 4 OF
THESE DRAWINGS MUST BE READ IN CONJUNCTION WITH THE TECHNICAL MANUAL			